

Class H Cable Plug – 1/2" Conduit Connection UR, UL and FM Approved

2509

1.28" Width; 0.70" Contact Clearance; 0 - 250 V



- ✓ UR and UL Approved
- ✓ For Solenoid Valves with FM Approval for Hazardous Locations, Division 2
- ✓ Optional Versions with LED, Rectifier, Recovery Diode, Pole Protection and Varistor

The cable plug Type 2509 is used to connect devices and components, especially solenoid valves with plug pin assignment A according to ISO 4400.

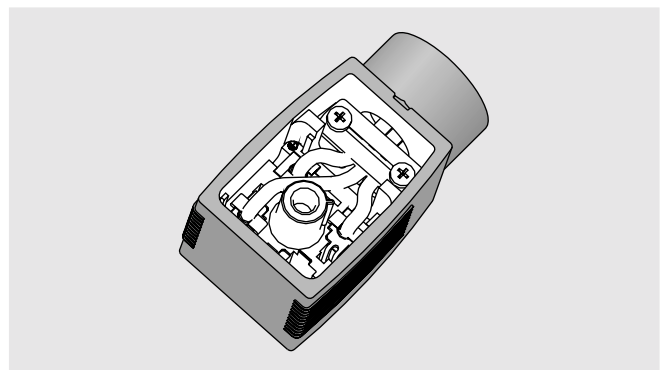
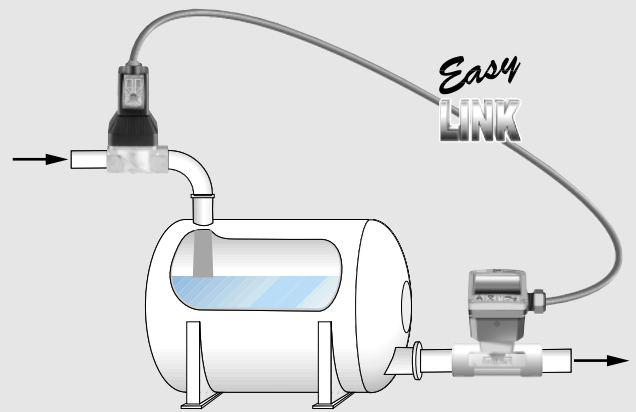
- Type 2509 has UR approval as a component.
- The combination of the Burkert solenoid valves and the cable plug 2509 has UL approval.
- The combination of FM approved Burkert solenoid valves and the cable plug 2509 is suitable for Hazardous Locations, Division 2.

Process Specification

Body material	PA (polyamide)
Contact material	copper alloy, silver plated
Connection thread	1/2" NPT
Cable outlet	vertically to the plug bottom - can be rotated by 4 x 90° after removal
Cable diameter (incl. isolation)	≤ 0.118"
Isolation	
between cable plug and coil	gasket (NBR) 0.059"
Range of cross-section	0.029 – 0.078 inches ²
Ambient temperature range	+14 up to +131°F
Poles	2 pole + protective ground
Nominal voltage	0 to 250 V
Functional display	with LED, yellow
Protection class	NEMA 4 (IP 65)
Flammability class to UL 94	5 V

Application: ON/OFF Control

- keeps the flow rate constant in water treatment with ON/OFF control and Easy LINK



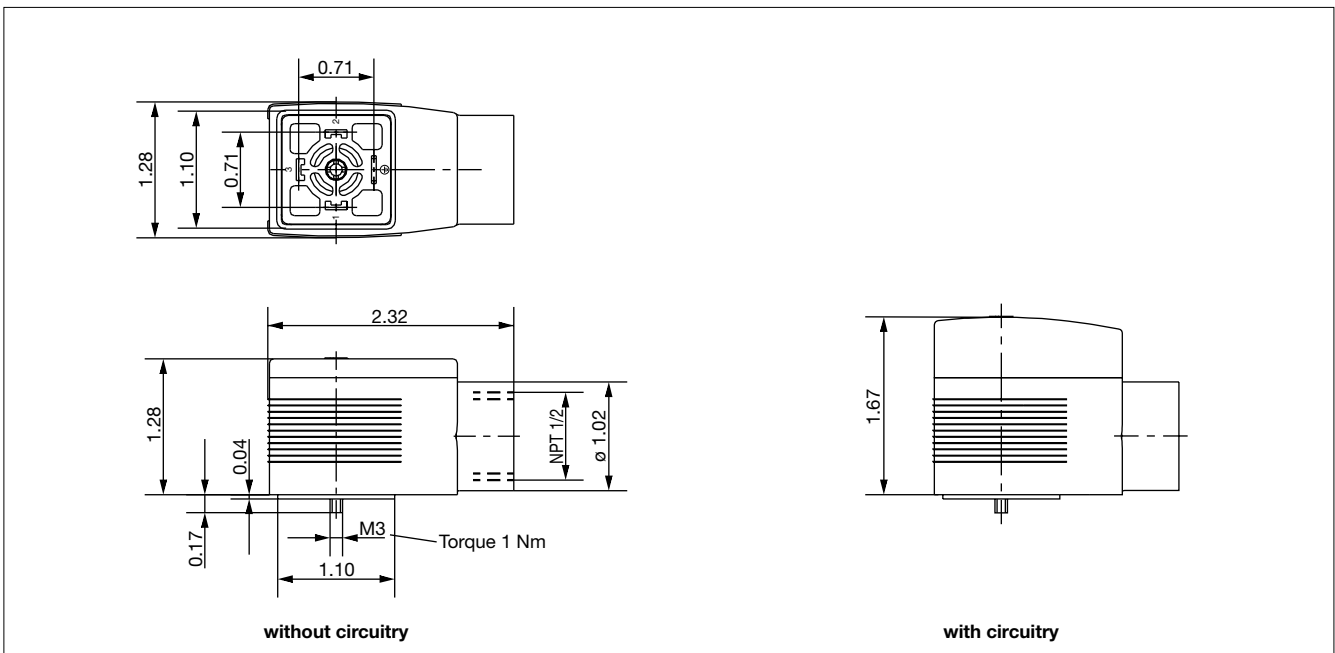
DTS 1000010988 EN Version: A Status: RL (released | freigegeben | valide) printed: 08.08.2008

Class H Cable Plug - 1/2" Conduit Connection UR, UL and FM Approved

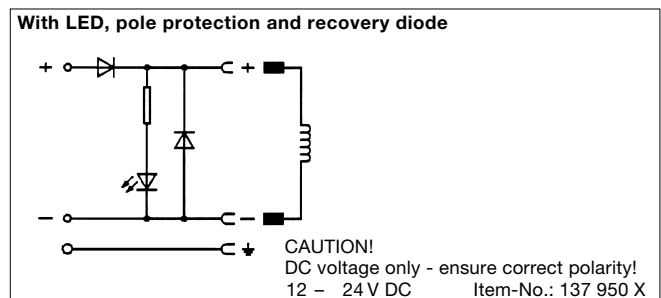
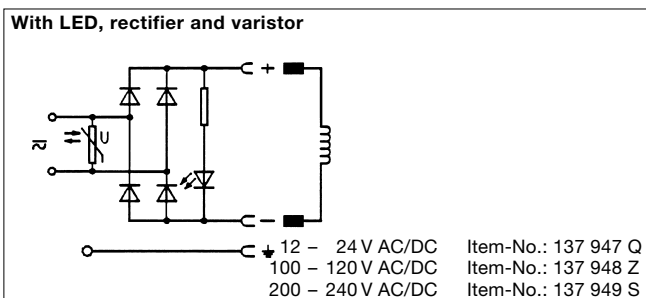
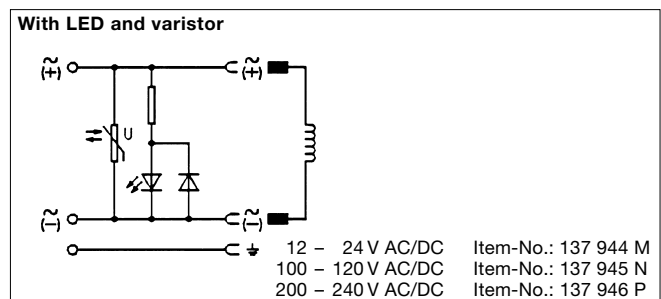
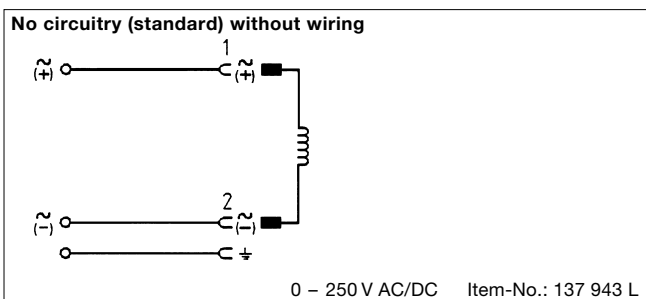
Specifications - Ordering Chart (Other Versions on Request) for Type 2509

Circuitry	Voltage	Max. current	Item-No.
No circuitry (standard)	0 – 250 V AC/DC	6 A	137 943 L
With LED and varistor	12 – 24 V AC/DC	3 A	137 944 M
With LED and varistor	100 – 120 V AC/DC	3 A	137 945 N
With LED and varistor	200 – 240 V AC/DC	3 A	137 946 P
With LED, rectifier and varistor	12 – 24 V AC/DC	1 A	137 947 Q
With LED, rectifier and varistor	100 – 120 V AC/DC	1 A	137 948 Z
With LED, rectifier and varistor	200 – 240 V AC/DC	1 A	137 949 S
With LED, pole protection and recovery diode	12 – 24 V DC	1 A	137 950 X

Dimensions [inches]



Wiring Diagrams - Connection Specifications



In case of special application requirements, please consult for advice.

We reserve the right to make technical changes without notice.
012-GB/ 1-0225